



UNDER BRIDGE TRUCK ACCESS J-150/52 H

SPECIFICATIONS

Platform extended length (without tower)	15 870 mm	52'0" ft
Retracted length	6 310 mm	20'7" ft
Lateral extended length (over sidewalks)	1 860 mm	6'1" ft
Vertical extension	5 240 mm	17'1" ft
Lower platform width	920 mm	3'0" ft
Total unit length	9 500 mm	31'1" ft
Total width in operation	2 500 mm	8'2" ft
Height of the tower	9 500 mm	31'1" ft
Platform rotation	180 degrees	
Platform maximum weight capacity	635 kg	1 400 lb
Total weight of the unit	21 160 kg	46 649 lb
Erection and extension		On Right or Left Side

www.jenikgroup.com

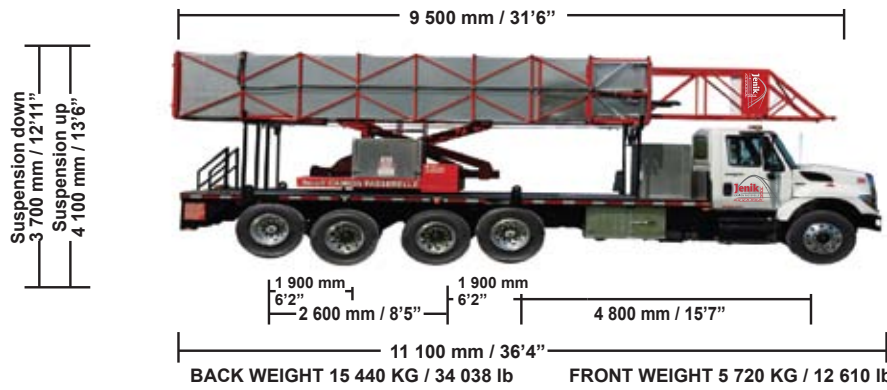


Figure 1

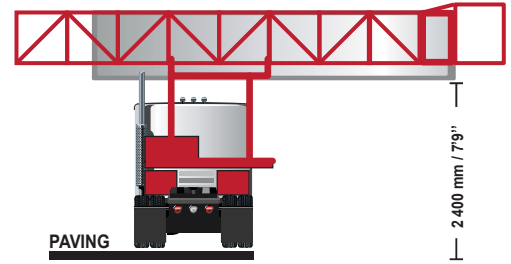
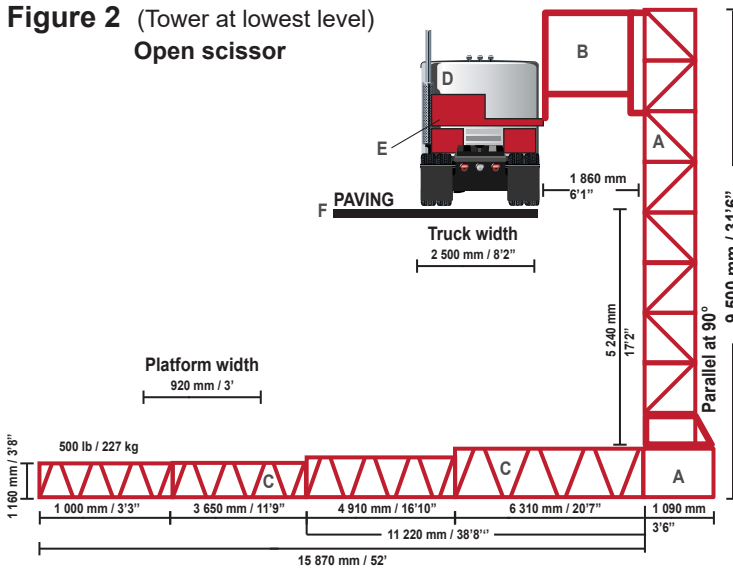


Figure 2 (Tower at lowest level)
Open scissor



Closed scissor

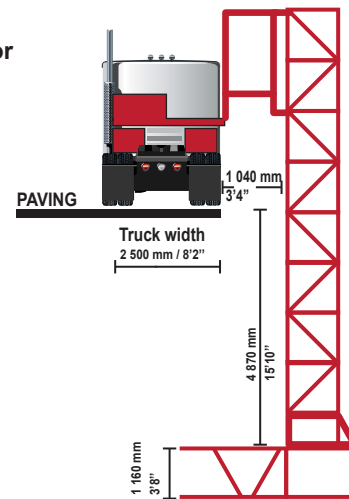
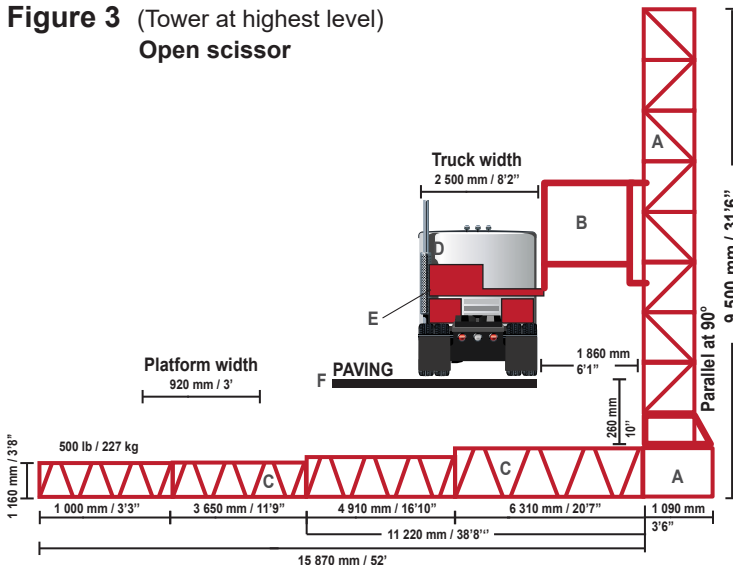
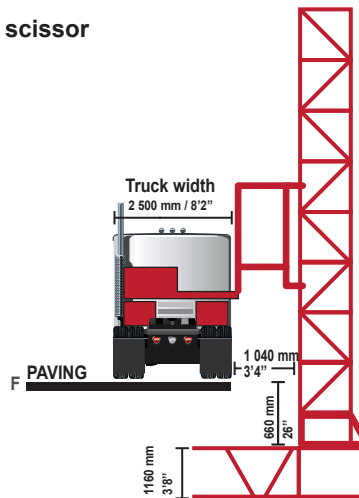


Figure 3 (Tower at highest level)
Open scissor



Closed scissor



MODEL : HYDRA PLATFORM HP 46

LEGENDE

A : Tower B : Parallel C : Platform D : Truck E : Access F : Paving

The authorized procedure to reach the platform is by proceeding the following way F-D-E-B-A-C