



# UNDER BRIDGE TRUCK ACCESS J-125/43 M

## SPECIFICATIONS

Platform extended length (without tower)	13 050 mm	42'8" ft
Retracted length	6 300 mm	20'6" ft
Lateral extended length (over sidewalks)	2 500 mm	8'2" ft
Vertical extension	5 790 mm	11'9" ft
Lower platform width	1 460 mm	4'7" ft
Total unit length	10 970 mm	35'9" ft
Total width in operation	2 500 mm	8'2" ft
Height of the tower	10 970 mm	35'9" ft
Platform rotation	180 degrees	
Platform maximum weight capacity	600 kg	1 320 lb
Total weight of the unit	22 320 kg	49 207 lb
Erection and extension		On Right or Left Side

[www.jenikgroup.com](http://www.jenikgroup.com)




Figure 1

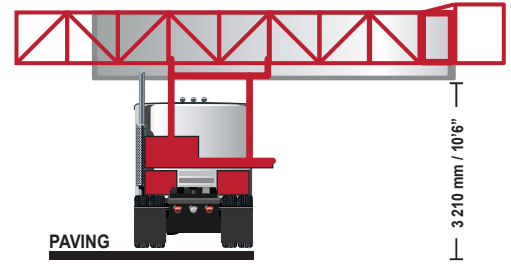


Figure 2 (Tower at lowest level)

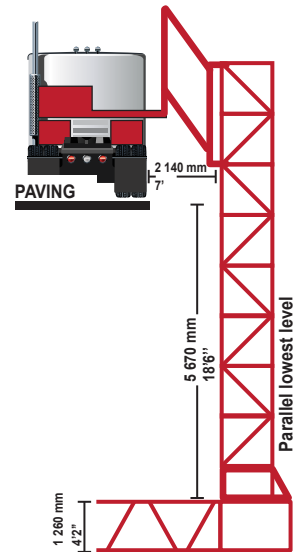
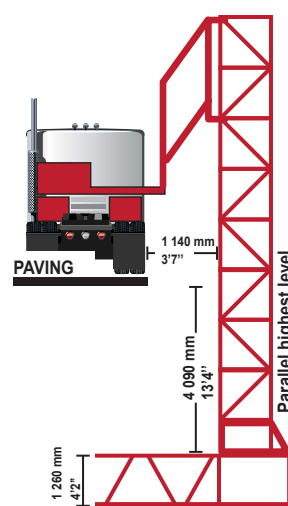
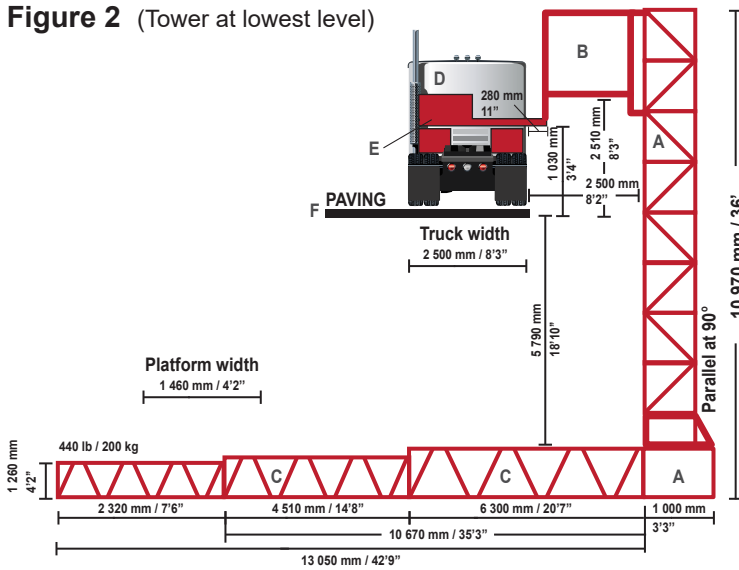
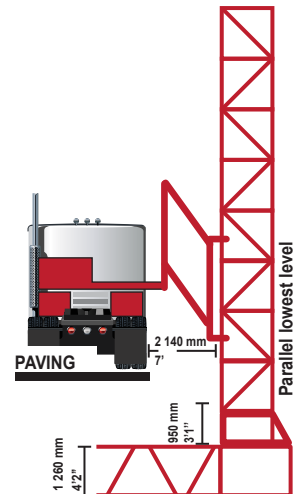
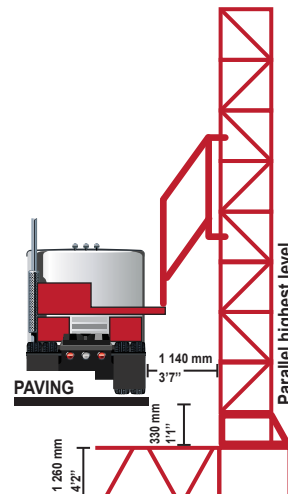
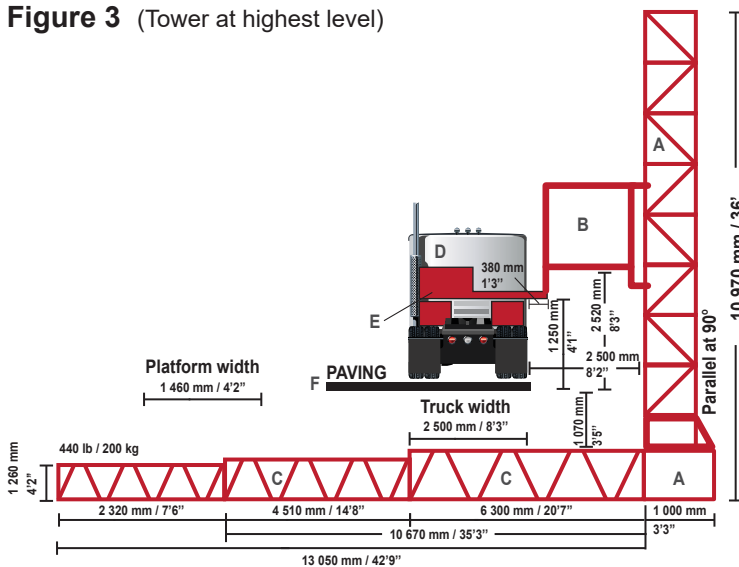


Figure 3 (Tower at highest level)



MODEL : MOOG MBI 125 1.5/S

LEGENDE

A : Tower B : Parallel C : Platform D : Truck E : Access F : Paving

The authorized procedure to reach the platform is by proceeding the following way F-D-E-B-A-C