



UNDER BRIDGE TRUCK ACCESS J-120/39 H

SPECIFICATIONS

| | | |
|--|-------------|-----------|
| Platform extended length (without tower) | 12 080 mm | 39'6" ft |
| Retracted length | 6 310 mm | 20'7" ft |
| Lateral extended length (over sidewalks) | 1 820 mm | 5'9" ft |
| Vertical extension | 3 620 mm | 11'8" ft |
| Lower platform width | 920 mm | 3'0" ft |
| Total unit length | 10 350 mm | 33'9" ft |
| Total width in operation | 2 500 mm | 8'2" ft |
| Height of the tower | 8 650 mm | 28'3" ft |
| Platform rotation | 180 degrees | |
| Platform maximum weight capacity | 635 kg | 1 400 lb |
| Total weight of the unit | 17 190 kg | 37 900 lb |
| Erection and extension | On Right | |

www.jenikgroup.com




Figure 1

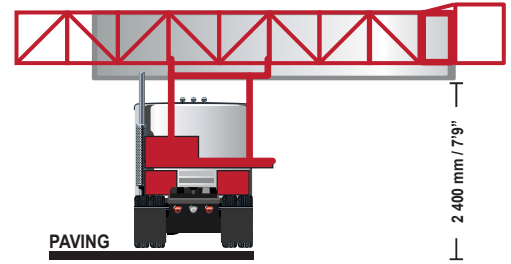
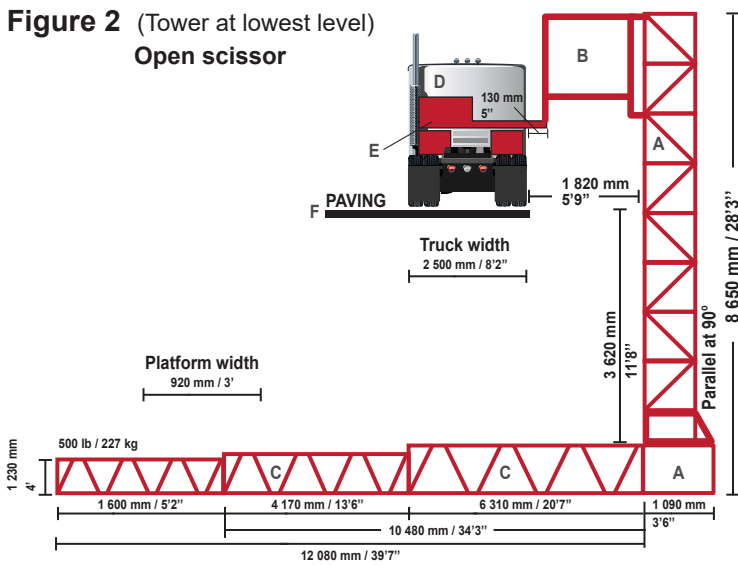


Figure 2 (Tower at lowest level)
Open scissor



Closed scissor

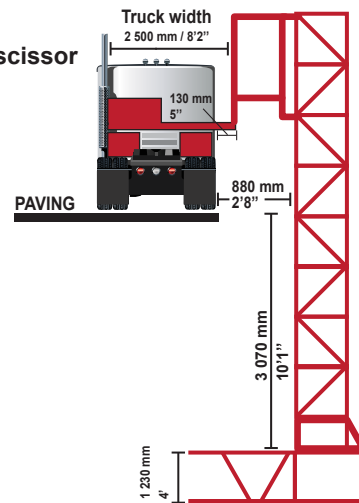
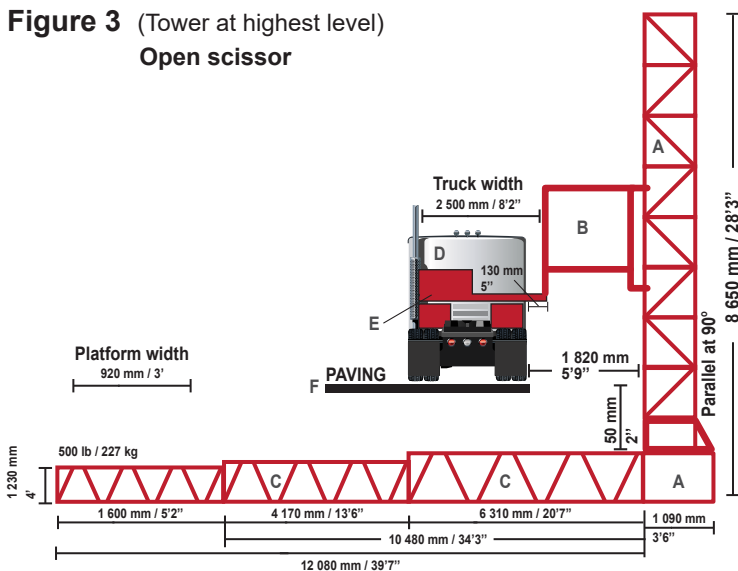
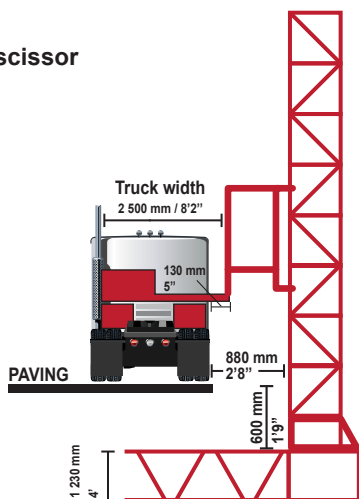


Figure 3 (Tower at highest level)
Open scissor



Closed scissor



MODEL : HYDRA PLATFORM HP-38

LEGEND

A : Tower B : Parallel C : Platform D : Truck E : Access F : Paving

The authorized procedure to reach the platform is by proceeding the following way F-D-E-B-A-C