



# UNDER BRIDGE TRUCK ACCESS J-110/35 M

## SPECIFICATIONS

Platform extended length (without tower)	10 670 mm	35'0" ft
Retracted length	6 350 mm	20'8" ft
Lateral extended length (over sidewalks)	2 390 mm	7'8" ft
Vertical extension	4 330 mm	14'2" ft
Lower platform width	1 900 mm	6'2" ft
Total unit length	10 360 mm	33'9" ft
Total width in operation	2 500 mm	8'2" ft
Height of the tower	10 360 mm	33'9" ft
Platform rotation	180 degrees	
Platform maximum weight capacity	550 kg	1 200 lb
Total weight of the unit	23 010 kg	50 728 lb
Erection and extension	On Right	

[www.jenikgroup.com](http://www.jenikgroup.com)




Figure 1

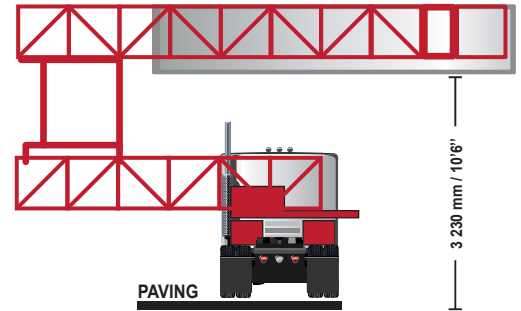


Figure 2 (Tower at highest level)

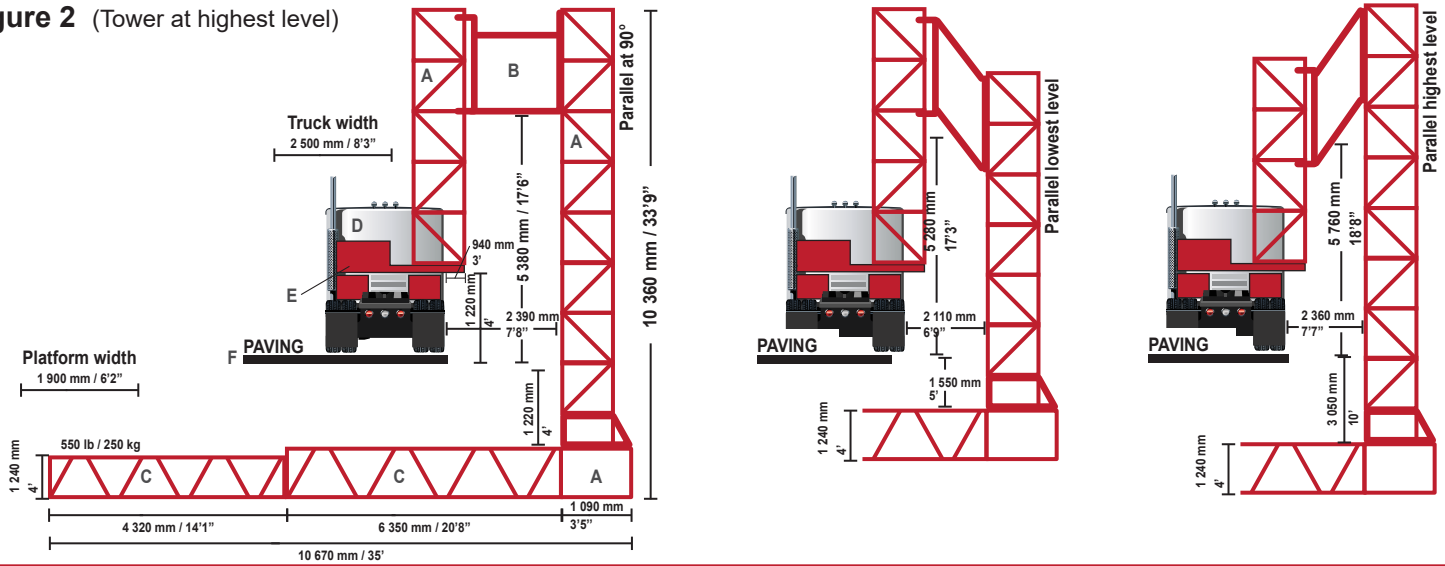
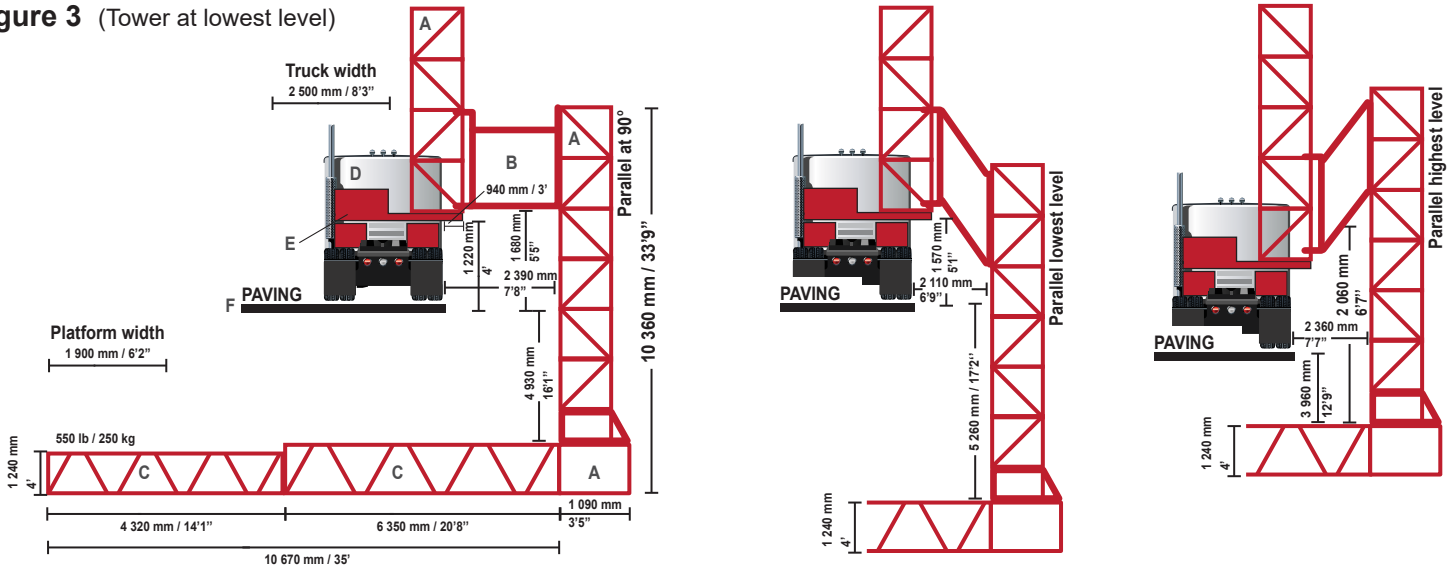


Figure 3 (Tower at lowest level)



MODEL : MOOG MBI 110-2/S

LEGEND

A : Tower B : Parallel C : Platform D : Truck E : Access F : Paving

The authorized procedure to reach the platform is by proceeding the following way F-D-E-B-A-C