

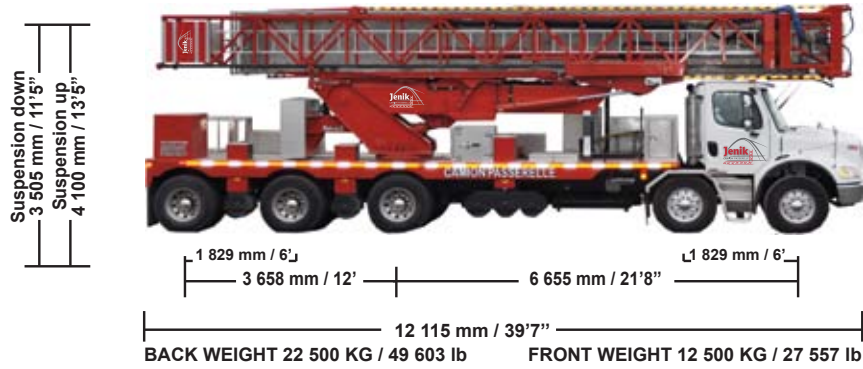


UNDER BRIDGE TRUCK ACCESS J-190/60 B

SPECIFICATIONS

Platform extended length (without tower)	18 300 mm	60'0" ft
Retracted length	10 000 mm	32'8" ft
Lateral extended length (over sidewalks)	4 400 mm	14'4" ft
Vertical extension	7 740 mm	25'3" ft
Lower platform width	1 670 mm	5'4" ft
Total unit length	12 115 mm	39'7" ft
Total width in operation	2 500 mm	8'2" ft
Height of the tower	11 700 mm	38'3" ft
Platform rotation	180 degrees	
Platform maximum weight capacity	600 kg	1320 lb
Total weight of the unit	35 000 kg	77 161 lb
Erection and extension	On Right	

www.jenikgroup.com



MODEL : BARIN ABC 190/1

LEGEND

- A : Tower
- B : Parallel
- C : Platform
- D : Truck
- E : Access
- F : Paving

The authorized procedure to reach the platform is by proceeding the following way F-D-E-B-A-C

Figure 1 (Tower at lowest level)

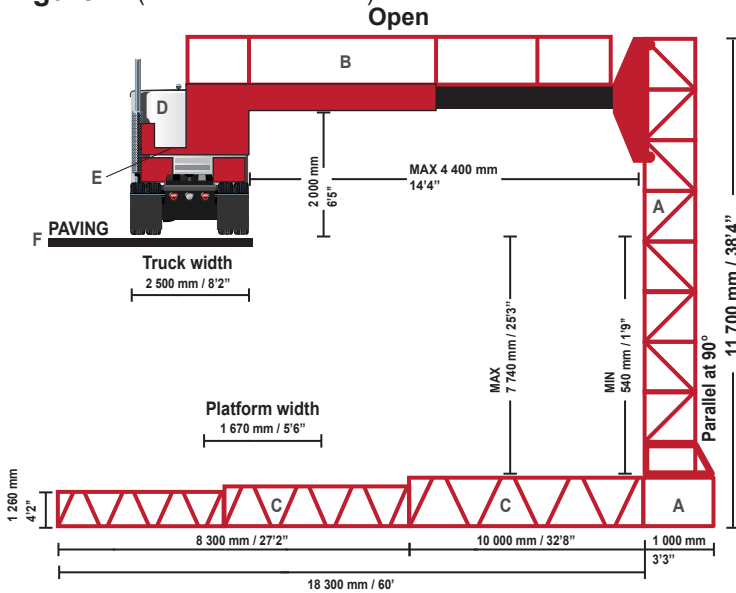
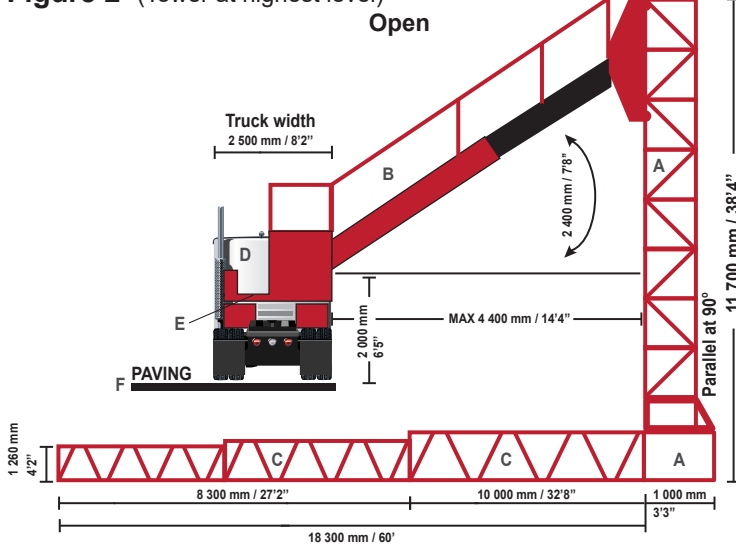


Figure 2 (Tower at highest level)



MODEL : BARIN 190/1